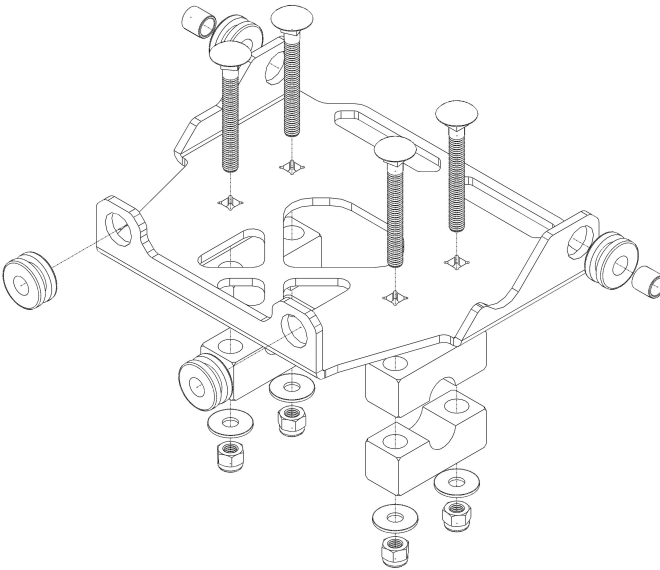
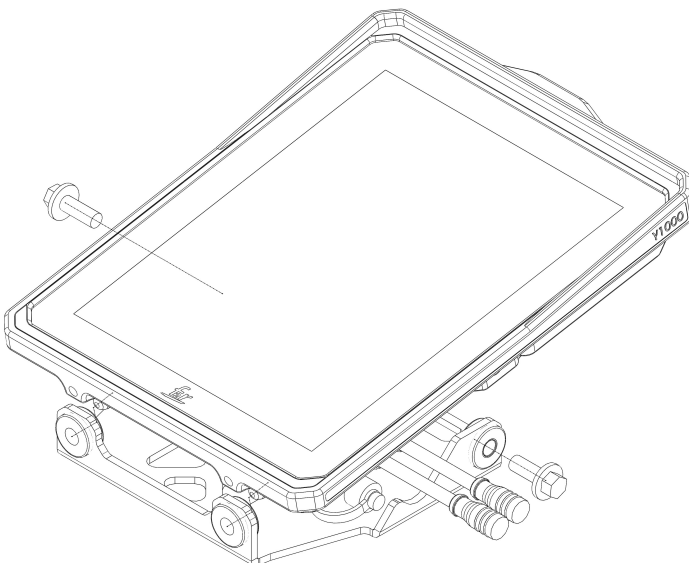


The Support Bracket is specifically designed for use with the F2R y1000 device.

1. Insert the **four silent blocks** and the **two black bushings** as shown in the diagram below.
2. Mount the support plate on a **standard 12mm round bar**, ensuring the bar is positioned securely between the clamps.



3. Insert the **Y1000** as shown in the diagram, then tighten the **black M6x16 bolts** (maximum torque: **8Nm**), one on each side.

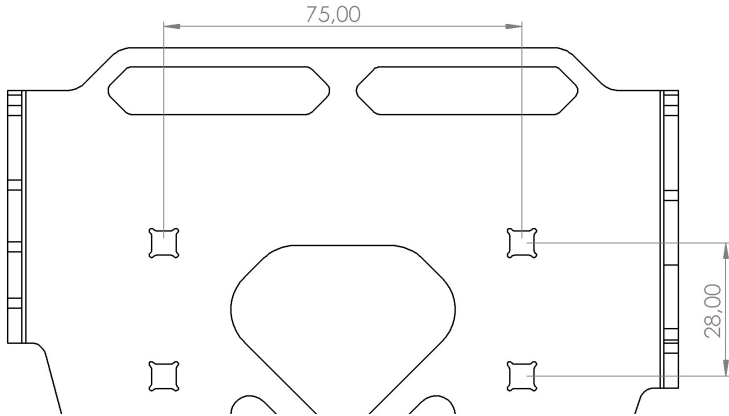




Y1007

Y1000 Support Bracket

If you plan to mount the bracket differently, refer to the hole dimensions below for compatibility.



Package Includes:

- 1 Support Plate.
- 4 Clamps
- 4 M5x45 Bolts
- 4 M5 Washers
- 4 M5 Nylon Lock Nuts

Y1006 - (Included with Y1000-001 and Y1000-002 bundles; otherwise, supplied with this bracket)

- 4 Silent Blocks
- 2 Bushings
- 2 M6x16 Bolts with Thread Lock (Do not use bolts longer than 16mm)



Warning:

Tampering with this product will **void the warranty**, as it may cause malfunctions and damage to the **Y1000 device**.